












SONOMATIC

DATA SHEET

SUBSEA MANUAL UT SYSTEM

THE PURPOSE

This document is composed to assist our clients and the supply chain with a high-level understanding of the benefits and services associated with our Subsea Manual UT System.



SUBSEA MANUAL UT SYSTEM

This system is comprised of a Topside Module, consisting of a fully integrated ultrasonic digital flaw detector, connected via a 250m umbilical to a Slave Subsea Module. A split screen facility is provided for on the Topside Module, for both video and ultrasonic display, which is then interfaced to the driver's slave subsea UT system.


The compact system provides state of the art user interface and control facilities with the subsea unit housed in a lightweight ruggedized base. The system permits real-time video recording with remote monitor viewing.

DIVER UNIT

The new Diver Digital Flaw Detector Unit is a compact, simple-to-use subsea unit. Just 250mm high and 380mm in diameter (including handle ring) and weighing 14kg in air, the Digital Flaw Detector is easily deployed and operated by the diver.

The screen has a clear vision area of 160mm x 100mm. The diver has only a single control function to operate which is the gain control for indication investigation.

All power to the subsea unit is provided from the surface unit. Probes can be changed sub-sea as both unit and probes are fitted with the wellproven EO Subsea Connectors. The Subsea Pod's working voltage is 24V.





TOPSIDE MODULE

The Topside Module is supplied in a rugged, dust proof case. Only two cables are terminated on the front of the unit, these being the mains power source and umbilical.

Inside the case, the controls have been designed to be simple to use. The main screen is in the lid of the case with the digital flaw detector screen in the main body. Controls are the main on/off switch, single/twin crystal selection, various terminations for computer or VCR connections and a remote control for the main screen menus.

The Topside Module weighs 12kg. Dimensions: 500mm x 400mm x 150mm.



UMBILICAL

The Umbilical is 250m in length and supplies power to the Subsea Unit as well as receiving signals from the worksite. It is supplied on a small hand-cranked reel.

The Reel and Umbilical weigh 75kg. Dimensions: 800mm x 520mm x 550mm.



QA AND HS&E

Sonomatic operate under an integrated QHSE management system and are committed to the highest quality and safety of service provision.

ISO9001: 2015: 00007140

ISO17020: 2012: 4276

Achilles FPAL Verified: 076712

British Safety Council Member: S0388440



CONTACTS

EUROPE AND AFRICA

Graham Marshall

Subsea Project Manager

T: +44(0)1224 823 960

E: Graham.Marshall@sonomatic.com

Stuart Ley

Topside Project Manager

T: +44(0)1224 823 960

E: Stuart.Ley@sonomatic.com

Donna Stewart

Integrity Operations Coordinator

T: +44(0)1224 823 960

E: Donna.Stewart@sonomatic.com

Danielle Gunns

Project Delivery Manager (Warrington)

T: +44(0) 1925 414 000

E: Danielle.Gunns@sonomatic.com

John Lilley

General Manager

T: +44(0)1925 414000

E: John.Lilley@sonomatic.com

AUSTRALASIA

Paul Edmonds

Australia West Coast Project Manager

T: +61 415 850 346

E: Paul.Edmonds@sonomatic.com

Judd McCann

Australia East Coast Project Manager

T: +61 488 442 019

E: Judd.McCann@sonomatic.com

Zach McCann

South East Asia Regional Manager

T: +61 404 797 670

E: Zach.McCann@sonomatic.com

Tyron Kimble

Australia Engineering Services

T: +61 427 277 603

E: Tyron.Kimble@sonomatic.com

AMERICAS

Esteban Cesan

General Manager Americas

T: +1 832 977 0303

E: Esteban.Cesan@sonomatic.com

MIDDLE EAST

Gordon Reid

Regional Manager

T: +971 26 580 708

E: Gordon.Reid@sonomatic.com